



上海赛十星智能科技有限公司

📍 上海市嘉定区外冈镇宝钱公路4900号2栋2楼

☎ 400-809-1230

✉ hd001@si-sing.com

💻 www.sisinsing.com


请联系我们代理商



SISINSING®

ALUMINUM LIGHT RAIL


🌐 www.sisinsing.com



十星® 铝制轻轨系统

对标国际先进技术
做国内行业领跑者





Multi-product + Advanced Technology + System Solution

SISINSING® sets high quality products and advanced technology in one, in addition to the lifting industry experts and experience A wealth of engineers; It also offers a wide range of products and safe and reliable system solutions. And to best serve our customers.

多元产品+先进技术+系统方案

SISINSING® 集高质产品与先进技术于一体，除了拥有起重行业专家和丰富的工程师；还提供丰富多元的产品和安全可靠的系统解决方案，并以最佳方式服务于我们的客户。

Aluminum Alloy Track Features

铝合金轨道特点

产品特点:

- ◆ 本行业中全面的铝合金轨道规划，载荷达到1000kg;
- ◆ Comprehensive aluminum alloy track planning in the industry, load up to 1000kg;
- ◆ 提供包括单梁、双梁起重机和基本单轨、双轨方案的通用配置。
- ◆ General configurations including single and double beam cranes and basic monorail and double rail schemes are available.

性能优点:

- ◆ 按要求长度生产;
- ◆ Production in accordance with the required length;
- ◆ 外部螺栓链接，无需焊接;
- ◆ External bolt connection without welding;
- ◆ 阳极氧化的铝制表面经久耐用，无需油漆涂层。
- ◆ The anodized aluminum surface is durable and requires no paint coating.

铝合金轨道系统配置方案:

- ◆ 主梁或葫芦可配置电动或手动小车;
- ◆ Main beam or hoist can be configured with electric or manual trolley;
- ◆ 可选多种悬吊方式;
- ◆ A variety of suspension modes are available;
- ◆ 可选多种供电方式;
- ◆ Multiple power supply modes are available;
- ◆ 自支撑结构。
- ◆ Self-supporting structure.

人体工程学设计:

- ◆ 与传统钢轨相比，操作力少，滚动阻力减少50%以上;
- ◆ Compared with the traditional rail, the operation force is less and the rolling resistance is reduced by more than 50%.
- ◆ 与传统钢轨相比，固定负载量小，可减少50%以上;
- ◆ Compared with the traditional rail, the fixed load is small and can be reduced by more than 50%.
- ◆ 精密轨道生产工艺确保小车即使运行到轨道连接处也可平稳静音工作。
- ◆ Precision track production technology ensures that the trolley can work smoothly and silently even when running to the track connection.

经济性:

独特的外形及高强材质构建，扩大了铝合金轨道系统的工作区域，起重机跨度在市场上具备领先优势；由于卓越的吊点间距其所需的支撑结构更少；模块化标准设计尽可能的缩短了安装时间，从而减少了铝合金轨道系统的安装及维护时间，并且使安装工作更可控制；铝合金轨道系统质量轻、滚动阻力小的特点，使平推小车代替电动小车成为可能，提供了现代高效的起升方案；阳极氧化增强了铝合金天然的抗腐蚀性能和耐用性，延长铝合金轨道系统使用寿命。

Unique shape and high strength material construction, expand the working area of aluminum alloy rail system, crane span has a leading advantage in the market; It requires less support structure due to the excellent lifting point spacing; The modular standard design reduces the installation time as much as possible, thus reducing the installation and maintenance time of the aluminum alloy track system, and making the installation work more controllable; The aluminum alloy track system has the characteristics of light weight and small rolling resistance, which makes it possible to replace the electric trolley with the flat trolley, and provides a modern and efficient lifting scheme. Anodic oxidation enhances the natural corrosion resistance and durability of aluminum alloy and prolongs the service life of aluminum alloy track system.

美观性:

超前的产品外观设计，为您营造现代化优质的工作环境。

Advanced product appearance design, for you to create a modern and high-quality working environment.

Aluminum Alloy Track Application Form

铝合金轨道应用形式

铝制起重系统的负载最大可达到1000kg。

最新研发的铝制轻型起重系统是为了满足和超越类似汽车工业等要求较严格的工业领域需求。

系统的标准设计具有自重轻，结构坚固，运行平稳，滚动阻力小，超静音工作等特点，可为各种起重问题提供标准及量身定做的解决方案，满足当代起重需求。

产品覆盖单轨、双轨、单梁、双梁等。

The maximum load of aluminum lifting system can reach 1000kg.

The latest research and development of aluminum light lifting system is to meet and exceed the requirements of the automotive industry and other more stringent industrial areas.

The standard design of the system has the characteristics of light weight, solid structure, smooth operation, small rolling resistance, ultra-quiet work, etc., which can provide standard and tailor-made solutions for all kinds of lifting problems to meet the needs of contemporary lifting.

Products cover monorail, double track, single beam, double beam and so on.


单轨形式
Monorail Runway




弧形轨道
Curved Runway



双轨形式
Double Rail Runway




单梁形式
Single-girder Crane



单梁高架形式
Single-girder Elevated Crane



单梁高架伸缩形式
Single-girder Elevated Telescope



双梁高架形式
Double-girder Elevated Crane



双梁形式
Double-girder Crane



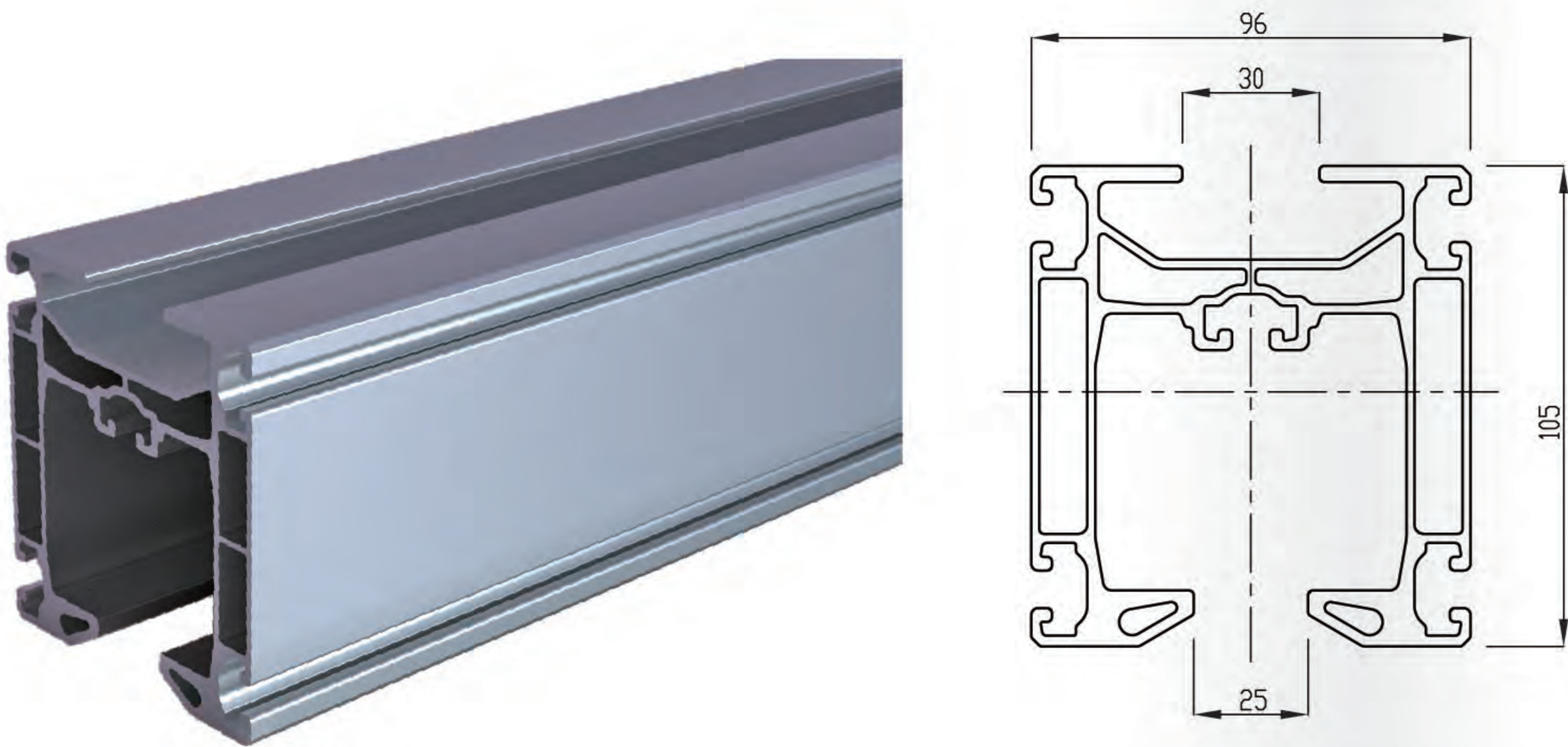
Application Cases

部分应用案例



S Aluminum Alloy Track

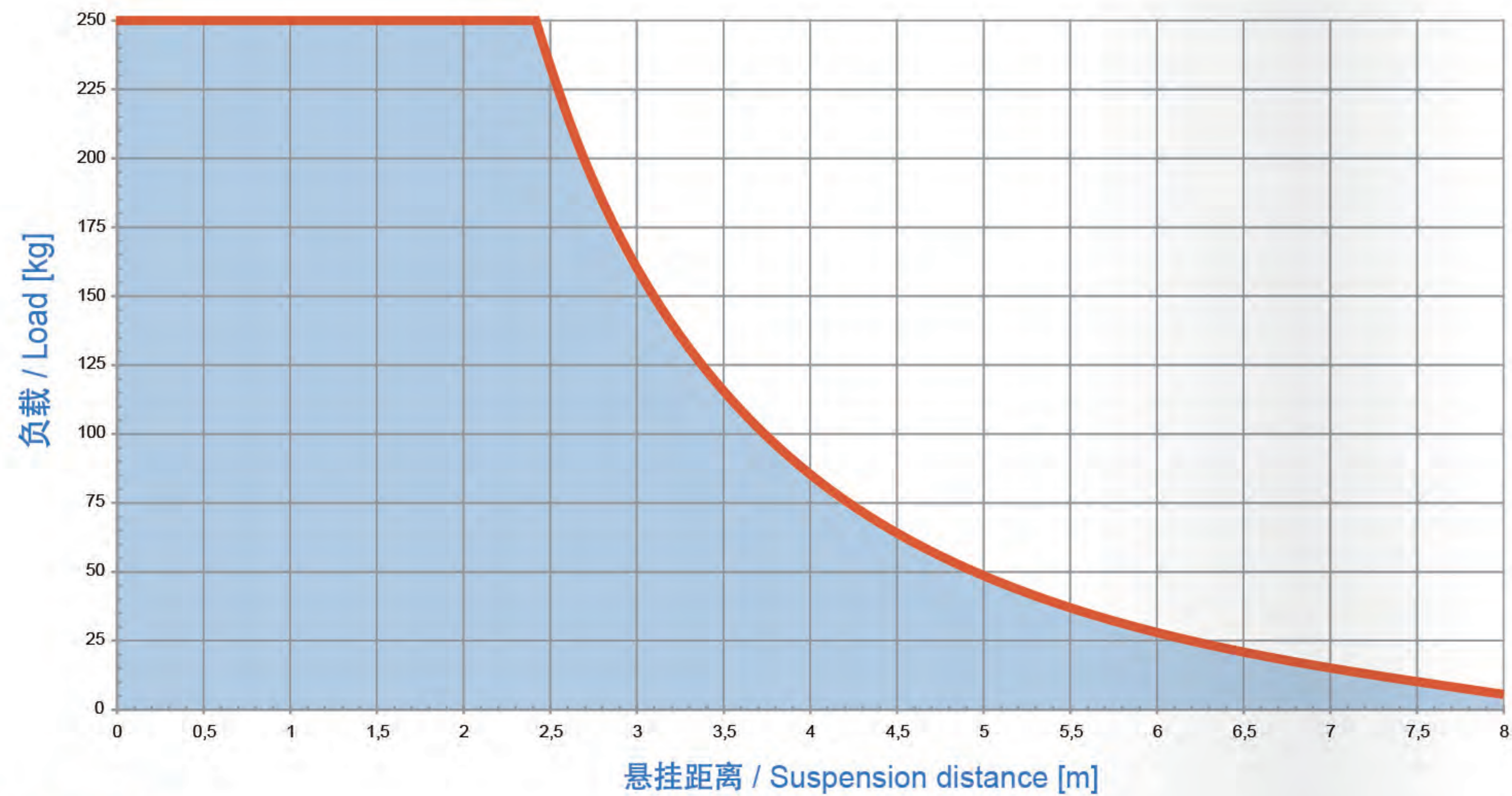
S铝合金轨道



| 特点 / Feature | 描述 / Description |
|--|---|
| 材料数据 / Material data | EN AW 6063 T66 天然铝材; 阳极氧化 Natural aluminium;anodised |
| 重量 / Weight | 5 kg/m |
| 平面面积力矩 (IY/IZ) Moment of plane area[Iy/1z] | 233 cm ⁴ / 209 cm ⁴ |
| 阻力矩 (W _y / W _z) Moment of resistance[W _y / W _z] | 42 cm ³ / 44 cm ³ |

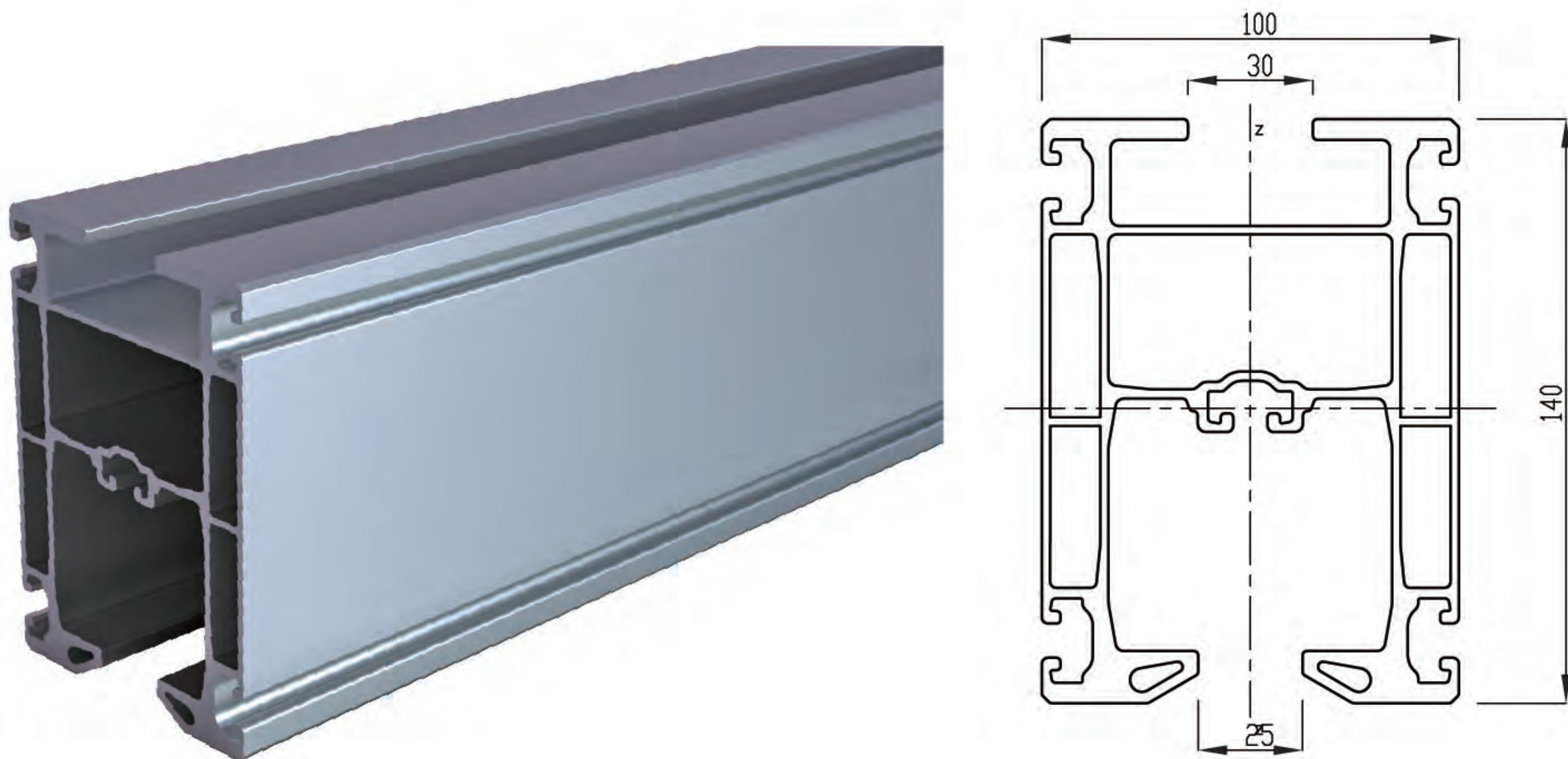
S铝合金轨道承载力数据图（仅供参考）

Load chart eepos profile (For reference only)



M Aluminum Alloy Track

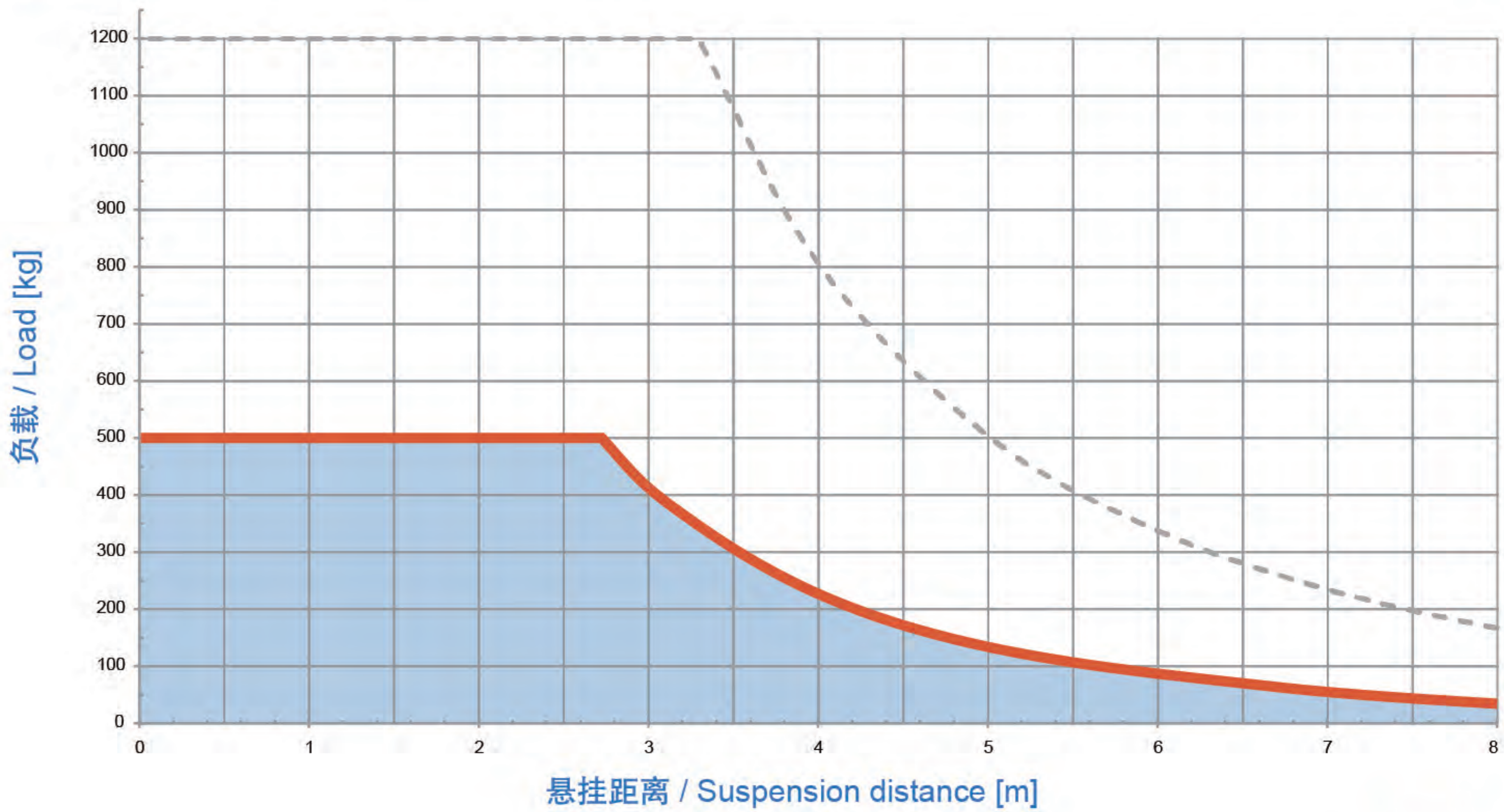
M铝合金轨道



| 特点 / Feature | 描述 / Description |
|--|---|
| 材料数据 / Material data | EN AW 6063 T66 天然铝材; 阳极氧化 Natural aluminium;anodised |
| 重量 / Weight | 7 kg/m |
| 平面面积力矩 (IY/IZ) Moment of plane area[Iy/1z] | 600 cm ⁴ / 330 cm ⁴ |
| 阻力矩 (W _y / W _z) Moment of resistance[W _y / W _z] | 85 cm ³ / 67 cm ³ |


M铝合金轨道承载力数据图（仅供参考）

Load chart eepos profile (For reference only)



L Aluminum Alloy Track

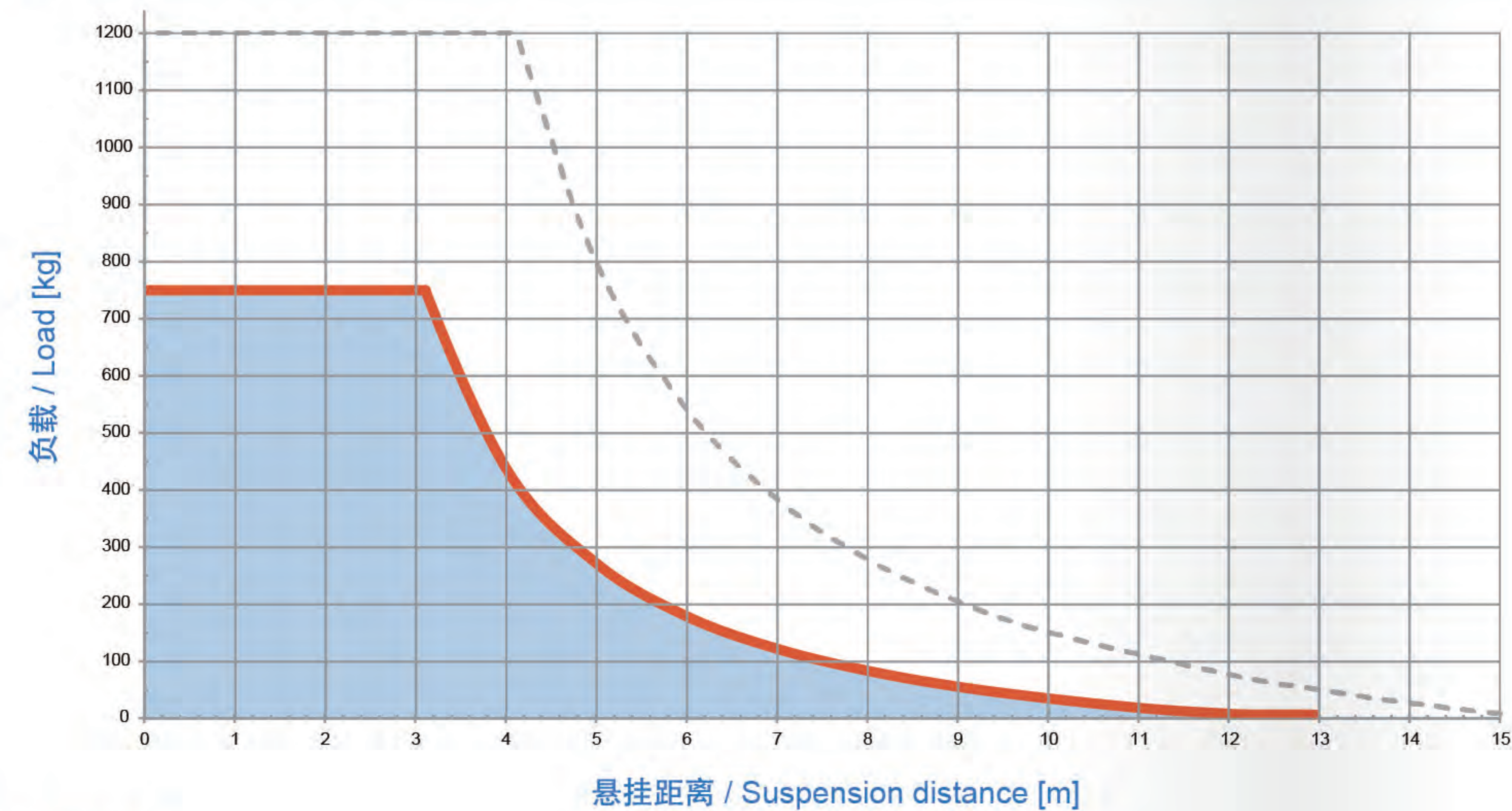
L铝合金轨道



| 特点 / Feature | 描述 / Description |
|---|---|
| 材料数据 / Material data | EN AW 6063 T66 天然铝材; 阳极氧化 Natural aluminium;anodised |
| 重量 / Weight | 8.5 kg/m |
| 平面面积力矩 (I _y /I _z) Moment of plane area[I _y /I _z] | 1206 cm ⁴ / 432 cm ⁴ |
| 阻力矩 (W _y / W _z) Moment of resistance[W _y / W _z] | 133 cm ³ / 86 cm ³ |


L铝合金轨道承载力数据图 (仅供参考)

Load chart eepos profile (For reference only)



XL Aluminum Alloy Track

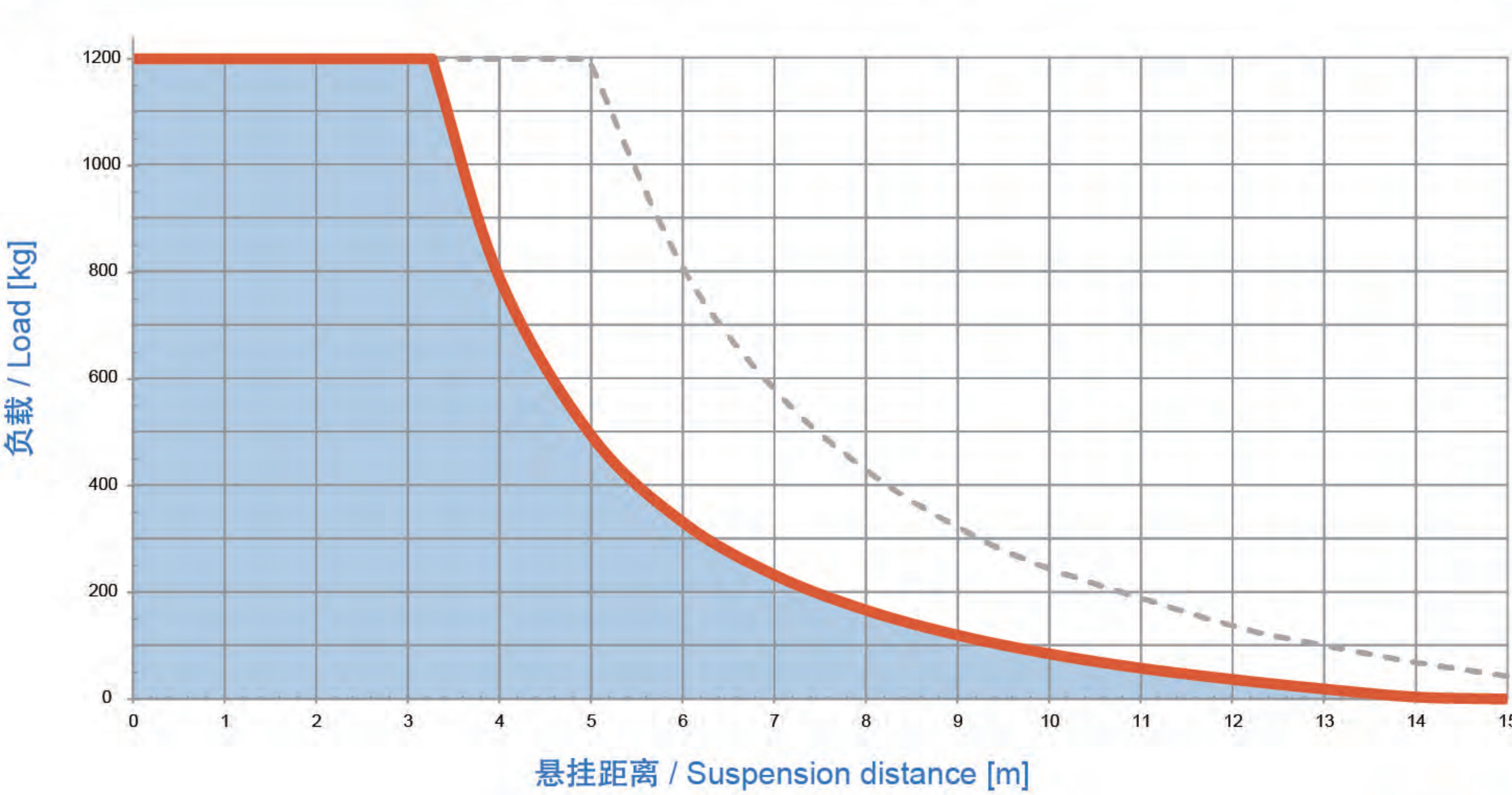
XL铝合金轨道



| 特点 / Feature | 描述 / Description |
|---|---|
| 材料数据 / Material data | EN AW 6063 T66 天然铝材; 阳极氧化 Natural aluminium;anodised |
| 重量 / Weight | 10 kg/m |
| 平面面积力矩 (I _y /I _z) Moment of plane area[I _y /I _z] | 2195 cm ⁴ / 518 cm ⁴ |
| 阻力矩 (W _y / W _z) Moment of resistance[W _y / W _z] | 197 cm ³ / 104 cm ³ |

XL铝合金轨道承载力数据图 (仅供参考)





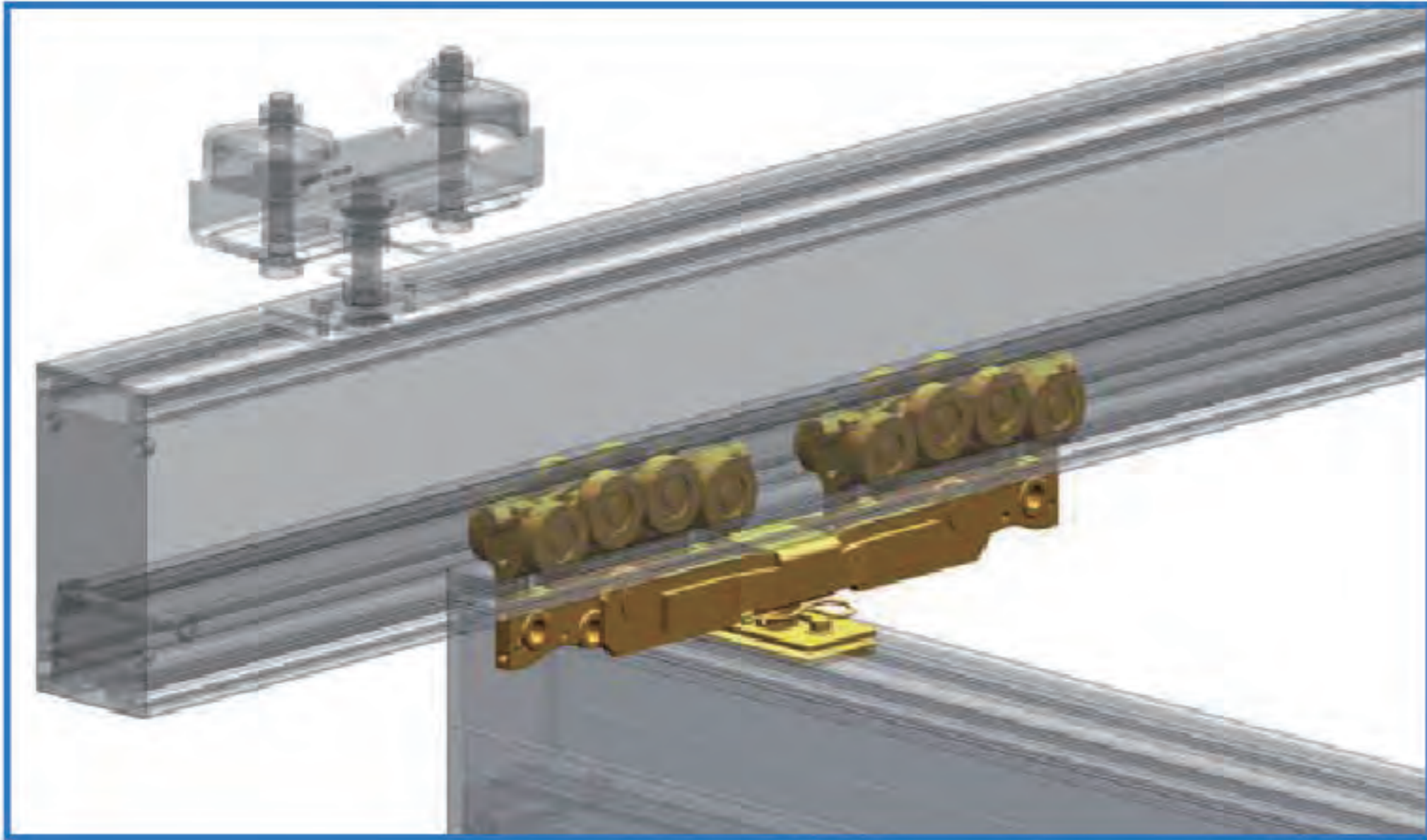

Load chart eepos profile (For reference only)



Aluminium Tandem Trolley

串联滑车


通过串联两个铝制滑车可安全地吊升1200kg以下负载
Two AL trolleys connected in tandem will safely take up a load of up to 1,200kg





| 品名 / Designation | 最大负载 / max. load |
|---|------------------|
| 串联式轨道滑车AL1200 包括螺栓和台车 Tandem trolley AI 1200 (incl. bolts and carriages) | 1200 kg |
| 串联式轨道滑车AL1200 包括螺栓和台车 Tandem trolley AI 1200 (incl. bolts and carriages) | 1200 kg |
| 串联式吊挂滑车AL1200 包括螺栓和台车 Tandem trolley AI 1200 (incl. bolts and carriages) | 1200 kg |

Hinge Trolleys

轨道滑车

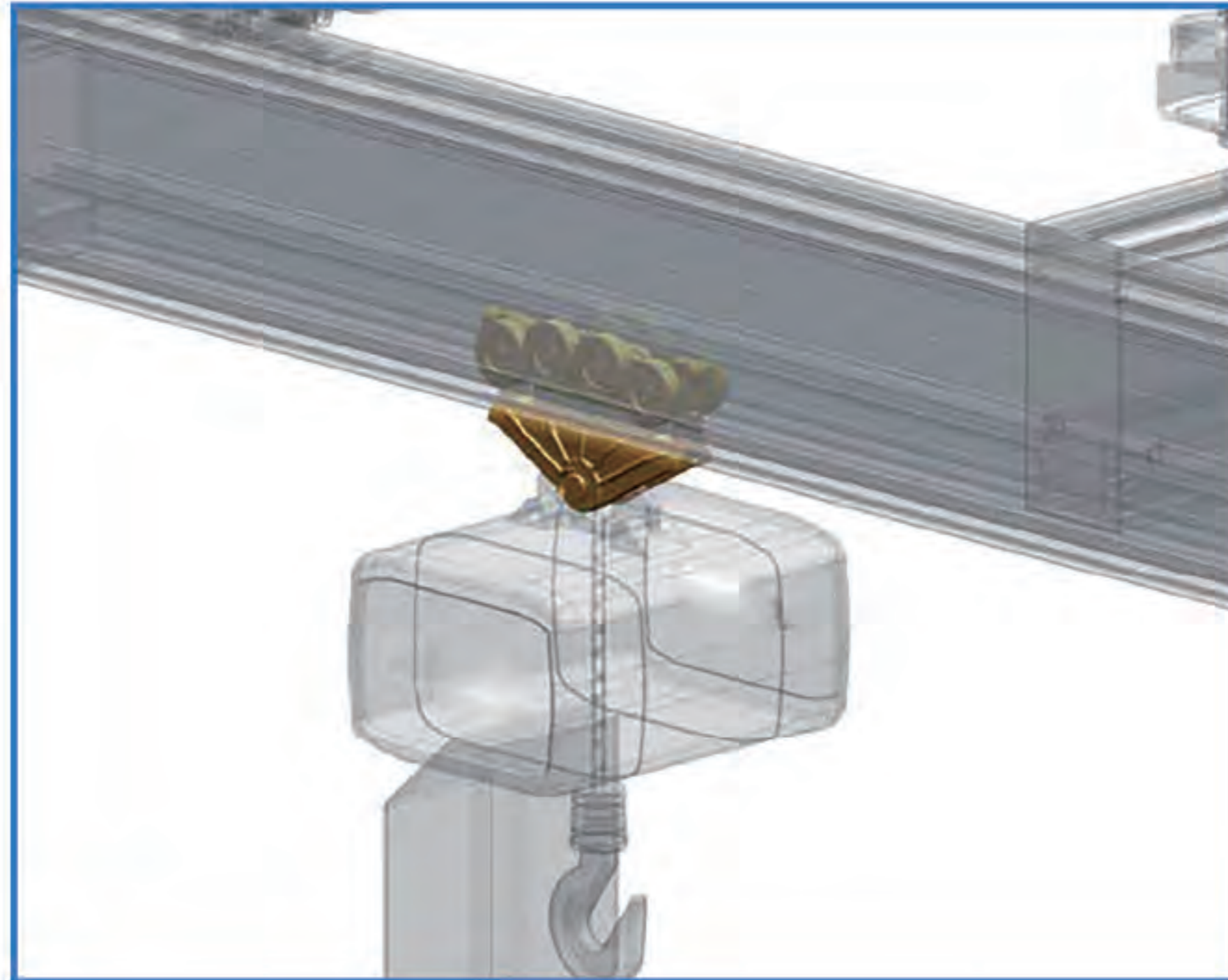


| 品名 / Designation | 最大负载 / max. load | 侧向最大承载 / side force |
|--|------------------|---------------------|
| 硬塑轨道滑车 PA 300/300 Hinge trolleys PA 300/300 | 300 kg | — |
| 铝质轨道滑车 AL 600/600 Hinge trolleys AL 600/600 | 600 kg | 500 N |
| 铝质轨道滑车 用于连接气动平衡吊 | 600 kg | 500 N |



Gab trolleys

吊挂滑车



| 品名 / Designation | 最大负载 / max. load | 侧向最大承载 / side force |
|--|------------------|---------------------|
| 硬塑吊挂滑车 PA 300/300 Gab trolleys PA 300/300 | 300 kg | — |
| 铝质吊挂滑车 AL 600/600 Gab trolleys AL 600/600 | 600 kg | 500 N |



Track Attachment

- Aluminum Alloy Block

- Pe Block

轨道车附件 - 铝合金滑车 - 硬塑滑车

材质/Material:

铝制压铸滑车，单个自重最高1.5kg，承载可达500kg。
Die-casting pulley made of aluminum, single weight up to 1.5kg, bearing capacity up to 500kg.

多样性/Diversity:

最优化产品系列，方便配置各种系列主机，针对性更强。
Optimized product series, convenient configuration of various series of hosts, more targeted.

静音操作/Muteness Operation:

高强度低摩擦尼龙轮，保障运行灵活且静音。
Nylon wheel with high strength and low friction ensures flexible and quiet operation.

高低轮/High-Low Wheel:


独特的高低轮设计，可承载双向受力且有偏心能力，确保大弯矩极限情况下的灵活操作和安全性。
Unique high and low wheel design, can bear bidirectional force and have eccentric ability, to ensure flexible operation and safety in the case of large bending moment limit.

紧凑结构/Compact structure:

与轨道内腔仅105mm高度差的紧凑布置，配合高低轮导向，运行过程更平稳，更好的吸收运行过程中的上下冲击力。
The compact arrangement with only 105mm height difference of the track cavity, with high and low wheel guidance, the running process is more stable, better absorb the up and down impact force in the running process.

集成防撞/Integrated Anti-collision:


小车配备防撞块，延长轨道和小车使用寿命。
The trolley is equipped with anti-collision block to prolong the service life of the track and trolley.



| 品名 / Designation | 最大负载 / max. load | 侧向最大承载 / side force |
|-------------------------------------|------------------|---------------------|
| 硬塑轨道滑车 har-Plastic track scooter | 300 kg | |
| 铝质轨道滑车 Aluminum track scooter | 600 kg | 500 N |
| 铝质轨道滑车 用于连接气动平衡吊 | 600 kg | 500 N |

Rigid Hanger

刚性吊挂件



特点/Features:

依赖于精确定位的大多数轨道系统或因机械手、吊升装置或伸缩梁需向上作用力时，应使用高度可调节的刚性吊点进行安装。
尽管采用了刚性轨道系统，高达20mm的高度调节范围使这种安装类型能够补偿钢结构的高度差。
有三种不同尺寸可供选择，可固定宽度为50mm-310mm的法兰

Most track systems that rely on accurate positioning or require upward force from a manipulator, lifting device or telescopic beam should be installed using a highly adjustable rigid lifting point.
Despite the use of a rigid track system, a height adjustment range of up to 20mm allows this mounting type to compensate for the height difference in the steel structure.
Three different sizes optional, which can fix flange width of 50mm-310mm.

| 特征/Feature | 刚性吊点 50-150 Rigid mountings 50-150 | 刚性吊点 150-250 Rigid mountings 150-250 | 刚性吊点 250-310 Rigid mountings 250-310 |
|--|---------------------------------------|---|---|
| 承重能力 Load bearing capability | 2000kg | 2000kg | 2000kg |
| 宽度调整(法兰宽) Width adjustment (flange width) | 50 mm -150 mm | 150 mm - 250 mm | 250 mm - 310 mm |
| 高度调整 Height adjustment | 85 -105 mm | 85 -105 mm | 85 -105 mm |
| 重量/ Weight | 3.8 kg | 4.3 kg | 4.8 kg |



System Components

系统配件

柔性吊点:

约90%的轨道系统是通过柔性吊点与顶棚结构连接起来。
无论在何种情况下，这种安装类型应成为您轨道系统安装的首选。如果轨道系统因机械手、吊升装置或伸缩梁而产生向上作用力，那么只能采用刚性吊点。
有三种不同尺寸可供选择，可固定宽度为50mm-310mm的法兰。

About 90% of track systems are connected to the roof structure through flexible suspension points.
In any case, this type of installation should be the first choice for your track system installation.If the upward force of the track system is caused by the manipulator, lifting device or telescopic beam, the rigid lifting point can only be used.
There are three different sizes to choose from.Fixed width is 50 mm-310 mm.





| 特征/Feature | 柔性吊点 50-150 Rigid mountings 50-150 | 柔性吊点 150-250 Rigid mountings 150-250 | 柔性吊点 250-310 Rigid mountings 250-310 |
|--|---------------------------------------|---|---|
| 承重能力 Load bearing capability | 2000kg | 2000kg | 2000kg |
| 宽度调整(法兰宽) Width adjustment (flange width) | 50 mm -150 mm | 150 mm - 250 mm | 250 mm - 310 mm |
| 高度调整 Height adjustment | 85 -125 mm | 85 -125 mm | 85 -125 mm |
| 重量/ Weight | 3.8 kg | 4.3 kg | 4.8 kg |

Joint components

接头组件

S、M、L、XL和接头组件，固定在轨道侧面的凹槽内，因此轨道长度可以按照需求无限加长。
XS组件是固定在轨道的上开口部位。
横梁同样利用接头组件进行加长。关于接头组件的布置方式，请咨询我们的顾问。


S,M,L, XL and joint components are fixed in the groove on the side of the track, so the track length can be extended indefinitely according to the requirements.
The XS component is fixed at the upper opening of the track.
The beams are also lengthened by means of joint assemblies. Please consult our consultant about the layout of the joint components.



| 品名 / Designation | 重量(每套) / Weight (per Set) |
|-----------------------|---------------------------|
| 接头组件S / Joint set S | 2.15 kg |
| 接头组件M / Joint set M | 2.60 kg |
| 接头组件L / Joint set L | 3.10 kg |
| 接头组件XL / Joint set XL | 3.65 kg |

Crossbeam Suspension

横梁悬挂件



横梁可通过悬挂件固定到纵轨上。
这一特殊的支撑类型具有一定的挠性；它给用户带来了充分的自由，使其能够以简单的方式完成吊挂任务。
同时，所有零件的精密整合确保系统能够静声、稳定地运行，而不会受到吊挂系统向上作用力的影响。
高达600kg的向下或向上负载可通过横梁悬挂件予以传递。
常规横梁可与90°悬挂件配套使用。伸缩梁可与0°悬挂件配套使用。


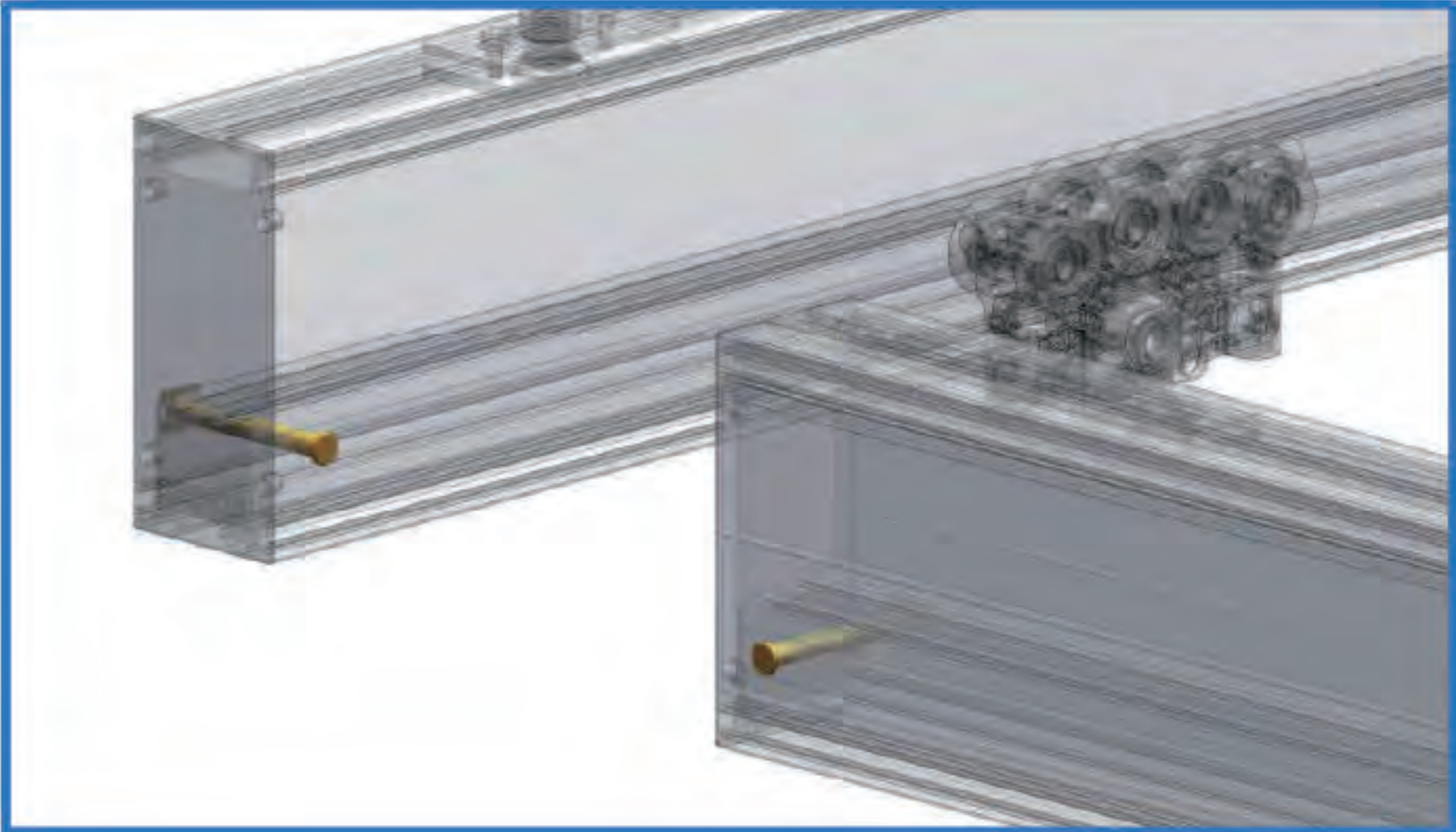
The crossbeam can be fixed to the longitudinal rail by suspension.
This special support type has certain flexibility; it gives users full freedom to complete the hanging task in a simple way.
At the same time, the precise integration of all parts ensures that the system can operate quietly and steadily without being affected by the upward force of the suspension system.
Up to 600 kg of downward or upward load can be transmitted through the beam suspension.
Conventional crossbeams can be used with 90 degree suspensions.
The expansion beam can be matched with 0 degree suspension.

| 品名 / Designation | 重量(每套) / Weight (per Set) |
|--|---------------------------|
| 横梁悬挂件(90°) / crane girder suspension (90°) | 0.6kg |
| 横梁悬挂件(0°) / crane girder suspension (0°) | 0.6kg |

Limit Pin

限位销



特点/Features:
提前在轨道末端打孔，安装快捷、方便，防止滑车脱轨。
Hole the end of the track in advance, quick and convenient to install, prevent the pulley derailment.



Limit Block

限位挡块


特点/Features:
轨道无需打孔，可安需在轨道内任意处安装。
The track does not require a hole, but can be installed anywhere in the track.



End Caps

端盖

特点/Features:
所有轨道必须安装端盖，以防灰尘进入轨道内部。
All tracks must be fixed with end covers to prevent dust from entering the tracks.


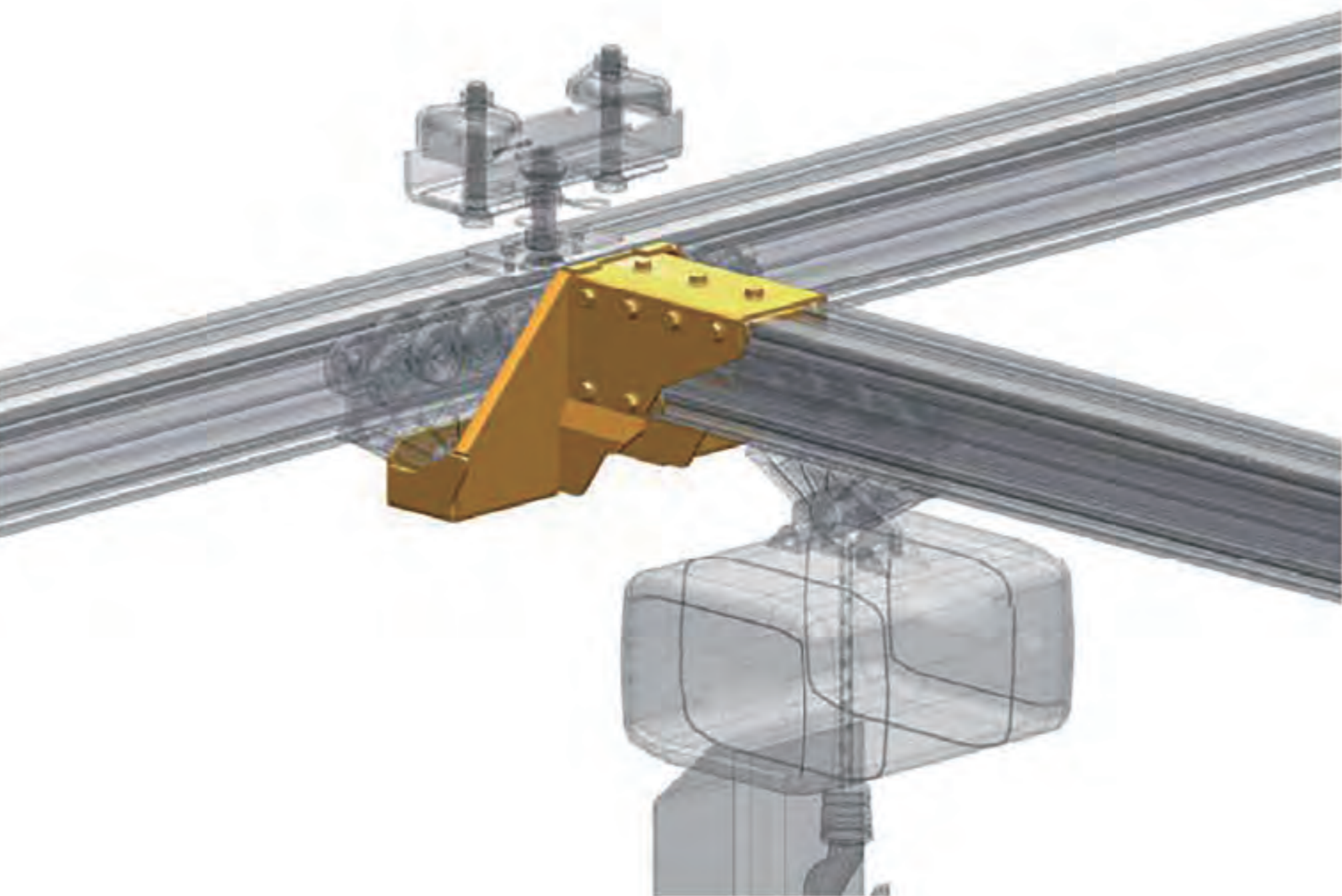


Lifting Module

吊升模块

横梁可使用吊升模块，以提高高度。当现场顶棚高度受限制时，通常会用到吊升模块通过使用吊升模块（如果纵轨与横梁都为同一型号轨道）纵轨与横梁的底部是处于同一水平高度。
此外，其他组合方式也是可以的。具体请咨询我们的顾问。
吊升模块不能总是与短吊点一起搭配使用。如果您希望将这两个组件结合起来使用，请事先咨询我们的顾问。
吊升模块必须与铝制滑车搭配使用！

The lifting module can be used to raise the height of the beam. Lifting module is usually used when the height of roof is limited. By using the lifting module (if both the longitudinal rail and the cross beam are of the same type), the bottom of the longitudinal rail and the cross beam are at the same horizontal height. In addition, other combinations are also possible. Please consult our consultant specifically. The lifting module can not always be used with short lifting points. If you want to use these two components together, please consult our consultant beforehand. Lifting module must be used with aluminium pulley!



Built-in Block

内置滑车

特点/Features:
内置于轨道的电缆滑车
Cable pulley built into track



Cable Clamp

电缆卡子

特点/Features:
固定电缆用具
Fix cable gear



| 品名 / Designation | 重量 / Weight |
|---|-------------|
| 吊升模块-S（不包括滑轮） / Elevation module - S (excl. trolleys) | 13 kg |
| 吊升模块-M（不包括滑轮） / Elevation module - M (excl. trolleys) | 14 kg |
| 吊升模块-L（不包括滑轮） / Elevation module - L (excl. trolleys) | 15 kg |
| 吊升模块-XL（不包括滑轮） / Elevation module - XL (excl. trolleys) | 17 kg |

Energy by Hose

气管

钢丝绳 / Wire



支架 / Wire Brackets





| 品名 / Designation | |
|------------------------|--|
| 架 / Wire brackets | |
| 钢丝绳(4mm) / Wire (4 mm) | |

Telescopic Beam Device

伸缩梁装置

用于横梁下层轨道收回。这套装置包括一个弹簧平衡器以及所有必要的配件。它适用于S、M、L、XL的轨道。

Used for lower track recovery of beam. The unit includes a spring balancer and all necessary accessories. It is suitable for S,M,L,XL tracks.




| 品名 / Designation | 拉力 / Tension | 行程 / Extension length | 重量 / Weight |
|--|--------------|-----------------------|-------------|
| 伸缩梁装置 Pullback telescope girder using the spring balancer | 0.5-2 kg | 2.5 m | 0.73 kg |

Spacer

双梁垫块

当选用双梁垫块时，请告知垫块长度。

When double beam cushion is selected, please inform the length of cushion block.



| 名称 | 轨距mm | 自重 kg/m |
|---------|----------|---------|
| 双梁垫块A10 | 300-2000 | 5.6 |
| 双梁垫块A14 | 300-2000 | 7.4 |
| 双梁垫块A18 | 300-2000 | 9 |
| 双梁垫块A22 | 300-2000 | 10.04 |



Aluminium Cantilever Crane

悬臂吊

数据 / Date

最大悬臂长度5000mm
最大载重500kg

The maximum cantilever length is 5000mm
Maximum load is 500kg

产品亮点 / Product highlights

可分为立柱式和壁挂式两种
100%顺畅转动
可提供性价比极高的两种不同轨道
安装简单、快速

It can be divided into column type and wall hanging type
100% smooth rotation
Two different tracks are available with high cost performance
Installation is simple and fast

| 品名 / Designation | 悬臂长度 / Jib length |
|---|-------------------|
| 悬臂吊，立柱式，250kg / Slewing jib crane, column, 250 kg | 2000 mm - 5000 mm |
| 悬臂吊，立柱式，500kg / Slewing jib crane, column, 500 kg | 2000 mm - 5000 mm |
| 悬臂吊，壁挂式，250kg / Slewing jib crane, wall, 250 kg | 2000 mm - 5000 mm |
| 悬臂吊，壁挂式，500kg / Slewing jib crane, wall, 500 kg | 2000 mm - 5000 mm |